

Micrometer 40 AB with reduced measuring faces



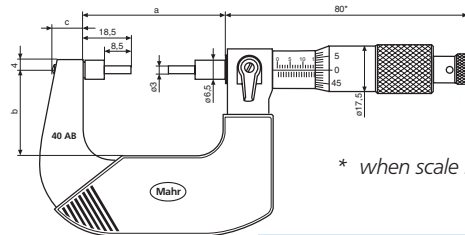
**DIN
863-3**

Features

- For measuring recesses, grooves, etc.
- Chrome plated steel frame
- Spindle and anvil made of hardened steel, carbide tipped
- Scales with satin-chrome finish
- Heat insulators
- Rapid drive with integrated ratchet
- Locking device
- Supplied with: Case, setting standard (from measuring range 25 - 50 mm / 1 - 2"), operating instructions

Technical Data

Measuring range	Readings	Error limit <i>G</i>	Spindle thread pitch	Order no.
0 - 25 mm	0.01 mm	4 μm	0.5 mm	4134100
25 - 50 mm	0.01 mm	4 μm	0.5 mm	4134101
50 - 75 mm	0.01 mm	5 μm	0.5 mm	4134102
75 - 100 mm	0.01 mm	5 μm	0.5 mm	4134103
0 - 1"	.0001"	.00016"	.025"	4134920
1 - 2"	.0001"	.00016"	.025"	4134921
2 - 3"	.0001"	.00020"	.025"	4134922
3 - 4"	.0001"	.00020"	.025"	4134923



* when scale is set at 0

Dimensions in mm	a	b	c
0 - 25 mm / 0-1"	56	34.5	12
25 - 50 mm / 1-2"	81	47.5	12
50 - 75 mm / 2-3"	106	58.5	13
75 - 100 mm / 3-4"	131	71.5	13

Micrometer 40 AS with sliding spindle and measuring spades



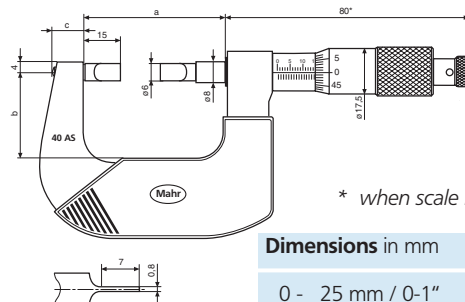
**DIN
863-3**

Features

- For measuring narrow recesses, grooves, etc.
- Chrome plated steel frame
- Spindle and anvil made of hardened steel
- Scales with satin-chrome finish
- Heat insulators
- Rapid drive with integrated ratchet
- Supplied with: Case, setting standard (from measuring range 25 - 50 mm / 1 - 2"), operating instructions

Technical Data

Measuring range	Readings	Error limit <i>G</i>	Spindle thread pitch	Order no.
0 - 25 mm	0.01 mm	4 μm	0.5 mm	4134200
25 - 50 mm	0.01 mm	4 μm	0.5 mm	4134201
50 - 75 mm	0.01 mm	5 μm	0.5 mm	4134202
75 - 100 mm	0.01 mm	5 μm	0.5 mm	4134203
0 - 1"	.0001"	.00016"	.025"	4134930
1 - 2"	.0001"	.00016"	.025"	4134931
2 - 3"	.0001"	.00020"	.025"	4134932
3 - 4"	.0001"	.00020"	.025"	4134933



* when scale is set at 0

Dimensions in mm	a	b	c
0 - 25 mm / 0-1"	56	34.5	12
25 - 50 mm / 1-2"	81	47.5	12
50 - 75 mm / 2-3"	106	58.5	13
75 - 100 mm / 3-4"	131	71.5	13

Accessories for Micrometers



41 H

Stand 41 H

- For mounting a micrometer
- Enables the user to use both hands to operate the micrometer and / or to insert a work piece
- Sturdy, heavy-duty base, hammer-dimple enamel finish
- Clamping jaws are rubber lined to protect micrometer, the clamping jaws can be tilted
- Both the clamping jaws and hinge are fixed in place with one screw

Dimensions
(D x W x H)

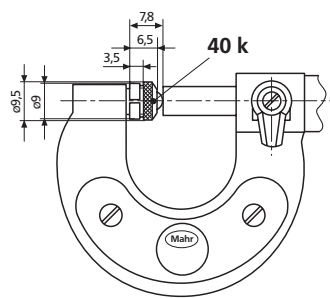
130 x 100 x 90 mm

Order no.

4158000

Ball shaped Anvil Attachment 40 k

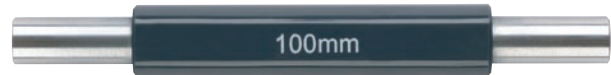
- For measuring the thickness, for example: of pipe walls
- Slips over every anvil or the spindle with a dia. 7.5 mm
- Carbide ball, Ball dia. 5 ± 0.002 mm



Order no. 4130099

Setting Standards 43 A

- For testing the basic setting of a micrometer
- Heat insulated handle
- Manufacturing tolerance js 2



Length
mm

Order no.

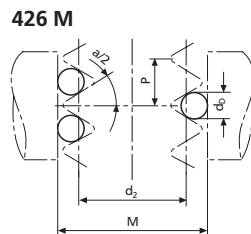
Length
inch

Order no.

25	4159400	1"	4159940
50	4159401	2"	4159941
75	4159402	3"	4159942
100	4159403	4"	4159943
125	4159404	5"	4159944
150	4159405	6"	4159945
175	4159406	7"	4159946

Thread Pin Gage 426 M in holder

- For determining the pitch diameter of external threads according to the three wire method
- Slips over every anvil or the spindle
- Pin gages are hardened and lapped



426 M

Wooden Cases for Micrometer

For measuring ranges over 100 mm the following wooden cases are available:

	40 SH	40 SM	Order no.
Meas. range	100-125	95-120	4130064
mm	125-150	120-145	4130065
	150-175	145-170	4130066
	175-200	170-195	4130067

Pin gage dia.	Manufacturing tol.	Mounting hole
0.17 - 5.05 mm	$\pm 0.5 \mu\text{m}$	dia. 6.5 mm / 7.5 mm

Order no. and further details see page 13-18